



Online Evaluation - Jim Smith, September 22, 2006

Sunday, December 10, 2006

Results Summary

Show All Pages and Questions

[Export...](#) [View Detail >>](#)

Filter Results

To analyze a subset of your data, you can create one or more filters.

[Add Filter...](#) **Total:** 31
Visible: 31

Share Results

Your results can be shared with others, without giving access to your account.

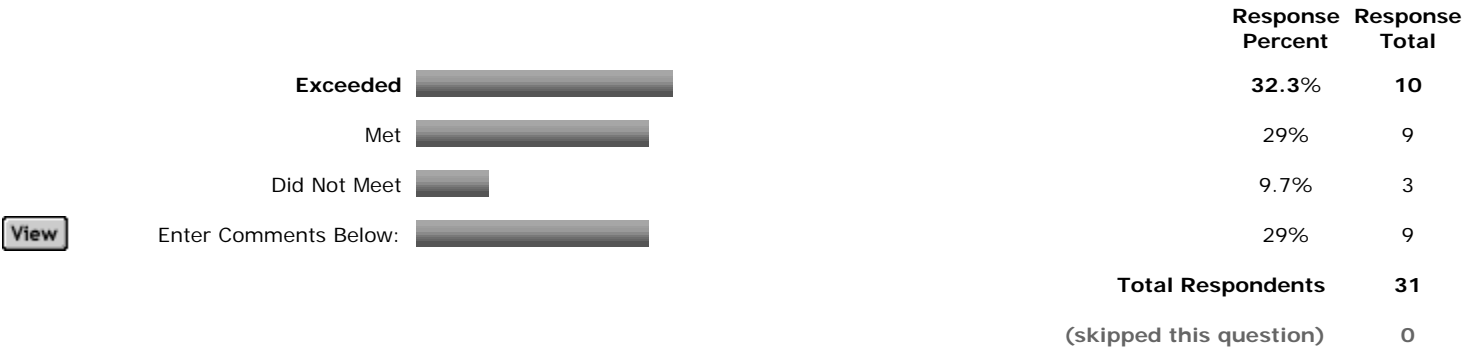
[Configure...](#) **Status:** Enabled
Reports: Summary and Detail

2. Program Ratings

1. Why did you decide to attend today's program?

[View](#) **Total Respondents** 31
(skipped this question) 0

2. How well did the program meet your expectations?



3. Please rate the quality of the speaker's presentation (1=very low; 5=very high):

	1	2	3	4	5	Response Average
Knowledge	0% (0)	6% (2)	10% (3)	19% (6)	65% (20)	4.42
Presentation Skills	0% (0)	0% (0)	13% (4)	10% (3)	77% (24)	4.65
Materials/Handouts	0% (0)	13% (4)	19% (6)	35% (11)	32% (10)	3.87
Overall Effectiveness	0% (0)	13% (4)	13% (4)	26% (8)	48% (15)	4.10
Total Respondents						31
(skipped this question)						0

4. How would you rate the quality of your experience in these areas (1=very low; 5= very high):

	1	2	3	4	5	Response Total
Facilities and Room Arrangement	3% (1)	6% (2)	19% (6)	45% (14)	26% (8)	31

Catering	0% (0)	16% (5)	19% (6)	55% (17)	10% (3)	31
Location	0% (0)	10% (3)	10% (3)	42% (13)	39% (12)	31
Parking	0% (0)	3% (1)	6% (2)	19% (6)	71% (22)	31
				Total Respondents		31
				(skipped this question)		0

5. Comments:




View	Total Respondents	14
	(skipped this question)	17

3. Program Value


6. What were the most valuable things you learned in today's program?

View	Total Respondents	30
	(skipped this question)	1

7. Will you be able to apply what you learned in your work?




		Response Percent	Response Total
Yes		90%	27
No		10%	3
View	Why or Why Not? 	43.3%	13
	Total Respondents		30
	(skipped this question)		1

8. Do you believe you will be more effective as a result of today's program?


		Response Percent	Response Total
Yes		80%	24
No		16.7%	5
View	Why or Why Not? 	20%	6
	Total Respondents		30
	(skipped this question)		1

4. Additional Information

9. How did you hear about this event?

		Response Percent	Response Total
ASTD Email		66.7%	20
ASTD Website		6.7%	2
PSU Notice		3.3%	1

[View](#)



Other (please specify) 

23.3% 7

Total Respondents 30

(skipped this question) 1

10. Please check how many years you've been in the Training and Development field:

		Response Percent	Response Total
1-5		16.7%	5
5-10		46.7%	14
10-15		20%	6
15+		16.7%	5
N/A		0%	0
Total Respondents			30
(skipped this question)			1

11. Additional Information:

		Response Percent	Response Total
Check if you are an ASTD Member		100%	22
Check if you would like more information about ASTD-Cascadia Chapter		4.5%	1
If so, enter Your Name and Email Below:		0%	0
Total Respondents			22
(skipped this question)			9

12. What else would you like ASTD to know? What suggestions do you have for improvement?

[View](#) **Total Respondents 8**
(skipped this question) 23

13. If you have speaker or topic recommendations for future programs, please tell us what they are:

[View](#) **Total Respondents 5**
(skipped this question) 26

[SurveyMonkey is Hiring!](#) | [Privacy Statement](#) | [Contact Us](#) | [Logout](#)

Copyright ©1999-2006 SurveyMonkey.com. All Rights Reserved.
No portion of this site may be copied without the express written consent of SurveyMonkey.com.