





1. Why did you decide to attend today's program?		
		Response Count
		26
<i>answered question</i>		26
<i>skipped question</i>		0

2. How well did the program meet your expectations?			
		Response Percent	Response Count
Exceeded		38.5%	10
Met		53.8%	14
Did Not Meet		7.7%	2
Comments		34.6%	9
		<i>answered question</i>	26
		<i>skipped question</i>	0

3. Please rate the speaker's presentation (1=very low; 5=very high):							
	1	2	3	4	5	Rating Average	Response Count
Knowledge	0.0% (0)	0.0% (0)	3.8% (1)	15.4% (4)	80.8% (21)	4.77	26
Presentation Skills	0.0% (0)	0.0% (0)	11.5% (3)	7.7% (2)	80.8% (21)	4.69	26
Content	7.7% (2)	0.0% (0)	7.7% (2)	42.3% (11)	42.3% (11)	4.12	26
Materials/Handouts	3.8% (1)	15.4% (4)	30.8% (8)	34.6% (9)	15.4% (4)	3.42	26
Overall Effectiveness	3.8% (1)	0.0% (0)	11.5% (3)	50.0% (13)	34.6% (9)	4.12	26
						<i>answered question</i>	26
						<i>skipped question</i>	0

4. Please rate your experience in these areas (1=very low; 5= very high):


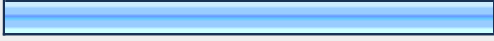
	1	2	3	4	5	Response Count
Room and Facilities	0.0% (0)	0.0% (0)	30.8% (8)	38.5% (10)	30.8% (8)	26
Catering/Food	0.0% (0)	3.8% (1)	26.9% (7)	46.2% (12)	23.1% (6)	26
Location and Parking	0.0% (0)	0.0% (0)	3.8% (1)	34.6% (9)	61.5% (16)	26
Time of Day	0.0% (0)	3.8% (1)	3.8% (1)	34.6% (9)	57.7% (15)	26
	<i>answered question</i>					26
	<i>skipped question</i>					0




5. Comments:

	Response Count
	10
	10
	16

6. What provided the most value for you in the program?





	Response Count
	26
	26
	0

7. Will you be able to apply what you learned in your work?			
		Response Percent	Response Count
Yes		88.5%	23
No		0.0%	0
Why or Why Not?		53.8%	14
answered question			26
skipped question			0





8. Do you believe you will be more effective as a result of today's program?			
		Response Percent	Response Count
Yes		84.6%	22
No		15.4%	4
Why or Why Not?		53.8%	14
answered question			26
skipped question			0

9. Any other comments/suggestions or recommendations for future speakers/topics.			Response Count
			8
answered question			8
skipped question			18




10. How did you hear about this event?

		Response Percent	Response Count
ASTD Email		65.4%	17
ASTD Website		15.4%	4
PSU Notice		3.8%	1
Other (please specify)		15.4%	4
		answered question	26
		skipped question	0

11. Please check how many years you've been in the Training and Development field:

		Response Percent	Response Count
Less than 2 years		7.7%	2
2 - 5 years		11.5%	3
5 - 10 years		30.8%	8
10+ years		50.0%	13
N/A		0.0%	0
		answered question	26
		skipped question	0

12. Additional Information:

		Response Percent	Response Count
Check if you are an ASTD Member		91.3%	21
Check if you would like more information about ASTD-Cascadia Chapter		8.7%	2
If so, enter Your Name and Email Below:		4.3%	1
		<i>answered question</i>	23
		<i>skipped question</i>	3